

UNILIN PIR INSULATION BOARD WITH PURE ALUMINIUM FACER

1 m² of a thermal insulation board of 80 mm with an RD value of 3,60 m²K/W or 4,00 m²K/W for the Premium insulation board

Issued 01.04.2021
Valid until 01.04.2026

Third party verified
Conform to EN 15804+A2, NBN/DTD B08-001,
NBN EN 16783 and ISO 14025

Modules declared					
A123	A4	A5	B2 B4 B6	C	D
•	•		•	•	•

[B-EPD n° 21-0009-003-00-00-EN]



OWNER OF THIS ENVIRONMENTAL PRODUCT DECLARATION
UNILIN



EPD PROGRAM OPERATOR
**Federal Public Service of Health, Food Chain Safety
and Environment**
www.b-epd.be

The intended use of this EPD is to communicate scientifically based environmental information for construction products, for the purpose of assessing the environmental performance of buildings. This EPD is only valid when registered on www.b-epd.be. The FPS Public Health cannot be held responsible for the information provided by the owner of the EPD.

PRODUCT DESCRIPTION

PRODUCT NAME

UNILIN PIR insulation board with a pure aluminium facer with a thickness of 80 mm (± 10 mm). The insulation board has commercial names depending on the application: e.g. UTherm WALL (or KD) in masonry cavity walls, for interior and exterior insulation of walls and in timber frame construction. UTherm FLOOR (or FBO) is used in floors, UTherm ROOF (or FD) on flat roofs, and UTherm SARKING (or SD) on pitched roofs and UTherm Premium, which is a variant of the normal foam that can be used in all above mentioned applications.

PRODUCT DESCRIPTION AND INTENDED USE

UTHERM is a factory-made rigid insulation board of polyisocyanurate (PIR) for the use as thermal insulation of buildings (for wall, floor, flat roof, pitched roofs), according to EN 13165.

The rigid insulation boards are faced on both sides with a pure aluminium facing. The product is available in variable thicknesses from 20 mm up to 240 mm. This EPD covers the thicknesses of 80 ± 10 mm with an R-value of $3,60 \text{ m}^2\text{K/W}$ (or $4,00 \text{ m}^2\text{K/W}$ for the Premium insulation product) $\pm 10\%$ and a density of $32 \pm 3 \text{ kg/m}^3$. The results presented in this EPD can be recalculated to other thicknesses and R₀ values using an equation.

REFERENCE FLOW / DECLARED UNIT

This environmental product declaration (EPD) describes the environmental impact of 1 m^2 of a PIR insulation board of 80 mm faced on both sides with a pure aluminium facing, to be used for thermal insulation of residential and commercial buildings for 60 years, produced by UNILIN. The applied declared unit is 1 m^2 thermal insulation board with an R₀ value of $3,6 \text{ m}^2\text{K/W}$ or $4,0 \text{ m}^2\text{K/W}$ for the premium insulation board. The results presented in this EPD can be recalculated to other thicknesses and R₀ values using an equation.

Packaging is included.

Installation is included for following applications: floor insulation, cavity wall insulation and insulation for ballasted roofs.

Ancillary materials for installation are not included as these applications do not need fixation material.

For other applications fixation materials may be necessary to install the product such as adhesives or screws.

The weight per reference flow is 2,8 kg.

INSTALLATION

Installation is included for following applications: floor insulation, cavity wall insulation and insulation for ballasted roofs.

Ancillary materials for installation are not included as these applications do not need fixation material.

For other applications fixation materials may be necessary to install the product such as adhesives or screws.

IMAGES OF THE PRODUCT AND ITS INSTALLATION



COMPOSITION AND CONTENT

Components	Composition / content / ingredients	Quantity
Product	Aluminium facer (aluminium)	10%
	PIR Core (MDI, Polyester derived polyol, others)	90%
Packaging	LDPE packaging film	$1,06\text{E-}02 \text{ kg/m}^2$
	EPS skids	$2,98\text{E-}02 \text{ kg/m}^2$

The product does not contain materials listed in the “Candidate list of Substances of Very High Concern for authorization”.

REFERENCE SERVICE LIFE

The reference service life is estimated at 60 years.

In general insulation materials are not replaced during the life span of a building. In the MMG project (Servaes et al., 2013) of the Flemish Waste Agency, a building life span of 60 years has been applied. The fact that insulation materials are in general not replaced during the life span of the building is considered as the most plausible scenario and thus a life span of 60 years is assumed as reference service life.

The reference service life depends largely on the type of building and the building element in which it is applied. Reference service life of insulation materials in different applications are can be found in for example SBR (2011).

The PCR on insulation materials (EN 16783:2017) mentions that the thermal performance characteristics of thermal insulation products are usually based on a minimum of 50 years.

PU Europe tested a 28 year old and a 33 year old sample. The 28 year old sample still reached all declared performance values (PU Europe).

The conditions under which this RSL is valid are as following: natural aging conditions, no exposure to UV, no moisture uptake.

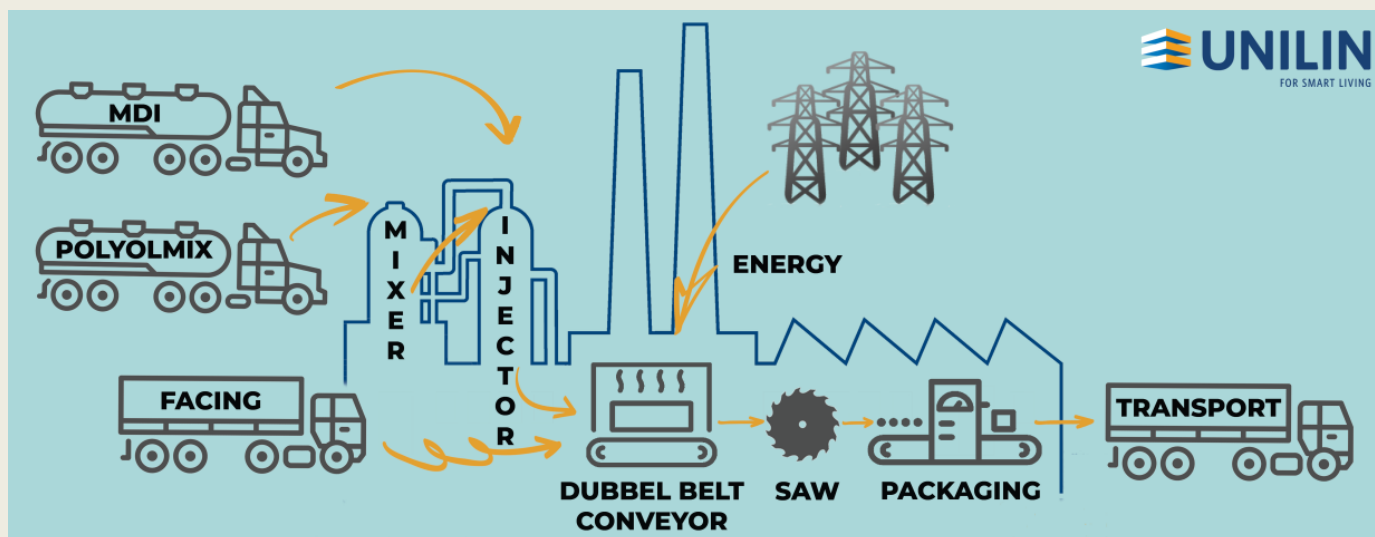
DESCRIPTION OF GEOGRAPHICAL REPRESENTATIVITY

The EPD is representative for the Belgian market.

The composed datasets for this project are representative and relevant for PIR insulation boards with a multilayer facer produced by UNILIN in Belgium. The data describing the direct inputs and outputs of the foreground processes are representative for the production by UNILIN in Desselgem and Feluy. Inputs and outputs from both production sites have been used, according to the share of products from the two sites sold on the Belgium market.

DESCRIPTION OF THE PRODUCTION PROCESS AND TECHNOLOGY

PIR insulation boards with pure aluminium facings are manufactured in a continuous process on a double belt conveyor. This manufacturing process involves the reaction mixture flowing from a mixing head to a lower facing made of flexible material where it foams up to, and adheres to a top facing applied from above within the pressure zone of the laminator. The foam boards are cut to the required sizes after passing through the double belt conveyor.



TECHNICAL DATA / PHYSICAL CHARACTERISTICS

Technical property	Standard	Value	Unit
Thickness	EN 13165:2012+A2:2016	80	mm
Density PIR core	EN 13165:2012+A2:2016	32 ± 3	kg/m³
Thermal conductivity	EN 13165:2012+A2:2016	0,022	W/mK
Thermal conductivity Premium	EN 13165:2012+A2:2016	0,020	W/mK
R _D -value	EN 13165:2012+A2:2016	3,60	m²K/W
R _D -value Premium	EN 13165:2012+A2:2016	4,00	m²K/W

LCA STUDY

DATE OF LCA STUDY

March 2021

SOFTWARE

For the calculation of the LCA results, the software program SimaPro 9.1.1.1 (PRé Consultants, 2019) has been used.

INFORMATION ON CUT OFF

The following processes are considered below cut-off: Transport to end-of-life treatment of packaging materials (A3 and A5); Electricity use during installation. Possible energy recovery from packaging materials in module D. The total of neglected input flows is less than 5% of energy usage and mass as prescribed by EN15804+A2.

INFORMATION ON EXCLUDED PROCESSES

Following processes were excluded for the inventory:

- Transport to end-of-life treatment of packaging materials (A3 and A5);
- Electricity use during installation.
- Possible energy recovery from packaging materials and facing in module D.
- Losses during transport are considered to be below cut-off because breakage during transport only rarely occurs.
- Environmental impacts caused by the personnel of the production plants are not included in the LCA, e.g. waste from the cafeteria and sanitary installations, accidental pollution caused by human mistakes, or environmental effects caused by commuter traffic. Heating or cooling of the plants in order to ensure a comfortable indoor climate for the personnel for example is also neglected.

INFORMATION ON BIOGENIC CARBON MODELLING

Biogenic carbon content (kg C / FU)	
Biogenic carbon content in product (at the gate)	No biogenic carbon
Biogenic carbon content in accompanying packaging (at the gate)	No biogenic carbon

INFORMATION ON CARBON OFFSETTING

Carbon offsetting is not allowed in the EN 15804 and hence not taken into account in the calculations.

ADDITIONAL OR DEVIATING CHARACTERISATION FACTORS

The characterization factors from EC-JRC were applied conform EN15804+A2. No additional or deviating characterization factors were used.

DATA

SPECIFICITY

The data used for the LCA are specific for this product which is manufactured by a single manufacturer in two production sites (Desselgem & Feluy). The life cycle inventory is based on data from both Desselgem and Feluy. A weighted average of the input data has been made using the market shares of Desselgem and Feluy on the Belgian market. All input data are identical except for the electricity and natural gas use of the plants.

PERIOD OF DATA COLLECTION

Manufacturer specific data have been collected for the year 2018 (Desselgem) and part of 2019 (Feluy).

INFORMATION ON DATA COLLECTION

Company specific data for the product stage have been collected by UNILIN and were provided to VITO.

DATABASE USED FOR BACKGROUND DATA

The LCI sources used in this study are the Ecoinvent v3.6 database (Wernet et al., 2016) and Industry data 2.0 (Pré consultants, 2019).

ENERGY MIX

The Belgian electricity mix (consumption mix + import) has been used to model electricity use, the used record is the Ecoinvent record 'Electricity, low voltage {BE}| market for | Cut-off, U' (Wernet et al., 2016).

For the gas use, the Belgian natural gas mix (consumption mix + import) was used, the record is de Ecoinvent record 'Heat, district or industrial, natural gas [BE]| heat production, natural gas, at industrial furnace low-NOx >100kW | Cut-off, U' (Werner et al., 2016).

PRODUCTION SITES

UNILIN, division insulation Desselgem (Desselgem, Belgium)
UNILIN, division insulation Feluy (Seneffe, Belgium)

SYSTEM BOUNDARIES

Product stage			Construction installation stage		Use stage							End of life stage				Beyond the system boundaries
Raw materials	Transport	Manufacturing	Transport	Construction installation stage	Use	Maintenance	Repair	Replacement	Refurbishment	Operational energy use	Operational water use	De-construction demolition	Transport	Waste processing	Disposal	Reuse-Recovery-Recycling-potential
A1	A2	A3	A4	A5	B1	B2	B3	B4	B5	B6	B7	C1	C2	C3	C4	D
☒	☒	☒	☒	☒	MND	☒	MND	☒	MND	☒	MND	☒	☒	☒	☒	☒

X = included in the EPD

MND = module not declared

POTENTIAL ENVIRONMENTAL IMPACTS PER REFERENCE FLOW










The LCA results are provided for an insulation panel with a thickness of 80 mm. The LCA results are declared separately for the PIR core and aluminium facer. LCA results PIR insulation plates with another thickness can be calculated using the below equation:





*LCA results PIR aluminium insulation with new thickness = (LCA result PIR core 80 mm * new thickness (mm) / 80 mm) + LCA result facer*

The equation can be applied to products with a thickness between 20 mm and 240 mm. The density of the products and the composition of the PIR core remains the same.









POTENTIAL ENVIRONMENTAL IMPACTS PER REFERENCE FLOW






Environmental profile of the PIR core of a thermal insulation board per declared unit

		Production			Construction process stage		Use stage							End-of-life stage				D Reuse, recovery, recycling	Total excl module D
		A1 Raw material	A2 Transport	A3 manufacturing	A4 Transport	A5 Installation	B1 Use	B2 Maintenance	B3 Repair	B4 Replacement	B5 Refurbishment	B6 Operational energy use	B7 Operational water use	C1 Deconstruction / demolition	C2 Transport	C3 Waste processing	C4 Disposal		
	GWP total (kg CO2 equiv/FU)	6,86E+00	2,18E-01	7,13E-01	3,97E-02	7,52E-01	MND	0,00E+00	MND	0,00E+00	MND	0,00E+00	MND	0,00E+00	5,36E-02	0,00E+00	5,94E+00	-1,66E+00	1,46E+01
	GWP fossil (kg CO2 equiv/FU)	6,83E+00	2,18E-01	7,17E-01	3,97E-02	7,50E-01	MND	0,00E+00	MND	0,00E+00	MND	0,00E+00	MND	0,00E+00	5,36E-02	0,00E+00	5,94E+00	-1,65E+00	1,45E+01
	GWP biogenic (kg CO2 equiv/FU)	3,12E-02	1,24E-04	-4,74E-03	2,23E-05	1,36E-03	MND	0,00E+00	MND	0,00E+00	MND	0,00E+00	MND	0,00E+00	2,86E-05	0,00E+00	5,80E-04	-8,73E-03	2,86E-02
	GWP luluc (kg CO2 equiv/FU)	1,10E-04	8,97E-05	4,51E-04	8,84E-06	4,10E-05	MND	0,00E+00	MND	0,00E+00	MND	0,00E+00	MND	0,00E+00	1,87E-05	0,00E+00	1,36E-04	-1,32E-03	8,56E-04
	ODP (kg CFC 11 equiv/FU)	7,00E-08	4,83E-08	4,34E-08	5,67E-09	1,24E-08	MND	0,00E+00	MND	0,00E+00	MND	0,00E+00	MND	0,00E+00	1,22E-08	0,00E+00	6,52E-08	-2,95E-07	2,57E-07
	AP (mol H+ equiv/FU)	1,67E-02	1,64E-03	1,54E-03	1,37E-04	1,30E-03	MND	0,00E+00	MND	0,00E+00	MND	0,00E+00	MND	0,00E+00	2,19E-04	0,00E+00	5,51E-03	-2,18E-03	2,70E-02
	EP freshwater (kg P equiv/FU)	3,77E-05	1,81E-06	8,69E-06	2,21E-07	2,72E-06	MND	0,00E+00	MND	0,00E+00	MND	0,00E+00	MND	0,00E+00	4,21E-07	0,00E+00	5,28E-06	-1,48E-05	5,69E-05
	EP - marine (kg N equiv/FU)	3,96E-03	4,48E-04	3,99E-04	4,75E-05	4,01E-04	MND	0,00E+00	MND	0,00E+00	MND	0,00E+00	MND	0,00E+00	6,49E-05	0,00E+00	3,01E-03	-5,52E-04	8,33E-03
	EP terrestrial (mol N equiv/FU)	4,28E-02	4,96E-03	4,95E-03	5,24E-04	4,16E-03	MND	0,00E+00	MND	0,00E+00	MND	0,00E+00	MND	0,00E+00	7,18E-04	0,00E+00	2,84E-02	-6,39E-03	8,65E-02

	POCP (kg Ethene equiv/FU)	1,46E-02	1,41E-03	1,26E-02	1,57E-04	1,79E-03	MND	0,00E+00	MND	0,00E+00	MND	0,00E+00	MND	0,00E+00	2,20E-04	0,00E+00	6,58E-03	-1,91E-03	3,73E-02
	ADP Elements (kg Sb equiv/FU)	9,47E-07	3,90E-07	1,19E-06	4,60E-08	1,56E-07	MND	0,00E+00	MND	0,00E+00	MND	0,00E+00	MND	0,00E+00	1,04E-07	0,00E+00	4,10E-07	-2,17E-07	3,25E-06
	ADP fossil fuels (MJ/FU)	1,76E+02	3,23E+00	9,29E+00	3,82E-01	9,64E+00	MND	0,00E+00	MND	0,00E+00	MND	0,00E+00	MND	0,00E+00	8,08E-01	0,00E+00	2,55E+00	-3,85E+01	2,02E+02
	WDP (m ³ water eq deprived /FU)	1,92E+00	9,05E-03	1,47E-01	1,38E-03	1,09E-01	MND	0,00E+00	MND	0,00E+00	MND	0,00E+00	MND	0,00E+00	2,25E-03	0,00E+00	1,04E-01	-1,98E-01	2,30E+00

Environmental profile of the facing of a thermal insulation board per declared unit

		Production			Construction process stage		Use stage							End-of-life stage				D Reuse, recovery, recycling	Total excl module D
		A1 Raw material	A2 Transport	A3 manufacturing	A4 Transport	A5 Installation	B1 Use	B2 Maintenance	B3 Repair	B4 Replacement	B5 Refurbishment	B6 Operational energy use	B7 Operational water use	C1 Deconstruction / demolition	C2 Transport	C3 Waste processing	C4 Disposal		
	GWP total (kg CO2 equiv/FU)	2,22E+00	2,80E-02	3,98E-02	4,41E-03	1,54E-01	MND	0,00E+00	MND	0,00E+00	MND	0,00E+00	MND	0,00E+00	5,96E-03	0,00E+00	1,72E-02	0,00E+00	2,47E+00
	GWP fossil (kg CO2 equiv/FU)	2,24E+00	2,80E-02	3,42E-02	4,41E-03	1,55E-01	MND	0,00E+00	MND	0,00E+00	MND	0,00E+00	MND	0,00E+00	5,95E-03	0,00E+00	9,49E-03	0,00E+00	2,47E+00
	GWP biogenic (kg CO2 equiv/FU)	-2,25E-02	1,82E-05	5,60E-03	2,48E-06	-6,87E-04	MND	0,00E+00	MND	0,00E+00	MND	0,00E+00	MND	0,00E+00	3,17E-06	0,00E+00	7,66E-03	0,00E+00	-9,93E-03
	GWP luluc (kg CO2 equiv/FU)	6,46E-03	8,99E-06	4,93E-05	9,82E-07	3,40E-04	MND	0,00E+00	MND	0,00E+00	MND	0,00E+00	MND	0,00E+00	2,08E-06	0,00E+00	2,12E-06	0,00E+00	6,86E-03
	ODP (kg CFC 11 equiv/FU)	1,14E-07	6,51E-09	4,40E-09	6,30E-10	9,75E-09	MND	0,00E+00	MND	0,00E+00	MND	0,00E+00	MND	0,00E+00	1,35E-09	0,00E+00	2,30E-09	0,00E+00	1,39E-07
	AP (mol H+ equiv/FU)	1,34E-02	1,76E-04	1,35E-04	1,52E-05	8,17E-04	MND	0,00E+00	MND	0,00E+00	MND	0,00E+00	MND	0,00E+00	2,43E-05	0,00E+00	1,49E-04	0,00E+00	1,47E-02
	EP - freshwater (kg P equiv/FU)	9,89E-05	2,06E-07	9,22E-07	2,45E-08	5,04E-06	MND	0,00E+00	MND	0,00E+00	MND	0,00E+00	MND	0,00E+00	4,67E-08	0,00E+00	9,87E-08	0,00E+00	1,05E-04
	EP - marine (kg N equiv/FU)	2,12E-03	4,92E-05	2,45E-05	5,28E-06	1,52E-04	MND	0,00E+00	MND	0,00E+00	MND	0,00E+00	MND	0,00E+00	7,21E-06	0,00E+00	6,52E-05	0,00E+00	2,42E-03

	<i>EP terrestrial (mol N equiv/FU)</i>	2,39E-02	5,45E-04	3,61E-04	5,83E-05	1,71E-03	MND	0,00E+00	MND	0,00E+00	MND	0,00E+00	MND	0,00E+00	7,98E-05	0,00E+00	7,40E-04	0,00E+00	2,74E-02
	<i>POCP (kg Ethene equiv/FU)</i>	7,51E-03	1,64E-04	9,81E-05	1,75E-05	5,25E-04	MND	0,00E+00	MND	0,00E+00	MND	0,00E+00	MND	0,00E+00	2,44E-05	0,00E+00	2,02E-04	0,00E+00	8,54E-03
	<i>ADP Elements (kg Sb equiv/FU)</i>	2,20E-05	3,33E-08	1,32E-07	5,12E-09	1,14E-06	MND	0,00E+00	MND	0,00E+00	MND	0,00E+00	MND	0,00E+00	1,16E-08	0,00E+00	7,86E-09	0,00E+00	2,33E-05
	<i>ADP fossil fuels (MJ/FU)</i>	2,55E+01	4,30E-01	1,02E+00	4,24E-02	1,62E+00	MND	0,00E+00	MND	0,00E+00	MND	0,00E+00	MND	0,00E+00	8,97E-02	0,00E+00	1,75E-01	0,00E+00	2,89E+01
	<i>WDP (m³ water eq deprived /FU)</i>	5,04E-01	1,35E-03	1,65E-02	1,53E-04	2,75E-02	MND	0,00E+00	MND	0,00E+00	MND	0,00E+00	MND	0,00E+00	2,50E-04	0,00E+00	1,39E-03	0,00E+00	5,51E-01

GWP total = total Global Warming Potential (Climate Change); GWP-luluc = Global Warming Potential (Climate Change) land use and land use change; ODP = Ozone Depletion Potential; AP = Acidification Potential for Soil and Water; EP = Eutrophication Potential; POCP = Photochemical Ozone Creation; ADPE = Abiotic Depletion Potential – Elements; ADPF = Abiotic Depletion Potential – Fossil Fuels; WDP = water use (Water (user) deprivation potential, deprivation-weighted water consumption)

RESOURCE USE

Parameters describing resource use for the core of the PIR insulation board with aluminium facer per declared unit

	Production			Construction process		Use stage							End-of-life stage					
	A1 Raw material	A2 Transport	A3 manufacturing	A4 Transport	A5 Installation	B1 Use	B2 Maintenance	B3 Repair	B4 Replacement	B5 Refurbishment	B6 Operational energy use	B7 Operational water use	C1 Deconstruction / demolition	C2 Transport	C3 Waste processing	C4 Disposal	D Reuse, recovery, recycling	Total excl module D
PERE (MJ/FU, net calorific value)	3,88E+00	4,81E-02	8,28E-01	5,91E-03	2,46E-01	MND	0,00E+00	MND	0,00E+00	MND	0,00E+00	MND	0,00E+00	1,12E-02	0,00E+00	1,45E-01	-1,86E+00	5,16E+00
PERM (MJ/FU, net calorific value)	0,00E+00	0,00E+00	0,00E+00	0,00E+00	0,00E+00	MND	0,00E+00	MND	0,00E+00	MND	0,00E+00	MND	0,00E+00	0,00E+00	0,00E+00	0,00E+00	0,00E+00	0,00E+00
PERT (MJ/FU, net calorific value)	3,88E+00	4,81E-02	8,28E-01	5,91E-03	2,46E-01	MND	0,00E+00	MND	0,00E+00	MND	0,00E+00	MND	0,00E+00	1,12E-02	0,00E+00	1,45E-01	-1,86E+00	5,16E+00
PENRE (MJ/FU, net calorific value)	9,15E+01	3,26E+00	9,97E+00	3,87E-01	9,32E+00	MND	0,00E+00	MND	0,00E+00	MND	0,00E+00	MND	0,00E+00	8,20E-01	0,00E+00	3,48E+00	-4,09E+01	1,19E+02
PENRM (MJ/FU, net calorific value)	7,73E+01	0,00E+00	0,00E+00	0,00E+00	0,00E+00	MND	0,00E+00	MND	0,00E+00	MND	0,00E+00	MND	0,00E+00	0,00E+00	0,00E+00	0,00E+00	0,00E+00	7,73E+01
PENRT (MJ/FU, net calorific value)	1,69E+02	3,26E+00	9,97E+00	3,87E-01	9,32E+00	MND	0,00E+00	MND	0,00E+00	MND	0,00E+00	MND	0,00E+00	8,13E-01	0,00E+00	2,92E+00	-4,16E+01	1,95E+02

<i>SM</i> (kg/FU)	0,00E+00	0,00E+00	0,00E+00	0,00E+00	0,00E+00	MND	0,00E+00	MND	0,00E+00	MND	0,00E+00	MND	0,00E+00	0,00E+00	0,00E+00	0,00E+00	0,00E+00	0,00E+00
<i>RSF</i> (MJ/FU, net calorific value)	0,00E+00	0,00E+00	0,00E+00	0,00E+00	0,00E+00	MND	0,00E+00	MND	0,00E+00	MND	0,00E+00	MND	0,00E+00	0,00E+00	0,00E+00	0,00E+00	0,00E+00	0,00E+00
<i>NRSF</i> (MJ/FU, net calorific value)	0,00E+00	0,00E+00	0,00E+00	0,00E+00	0,00E+00	MND	0,00E+00	MND	0,00E+00	MND	0,00E+00	MND	0,00E+00	0,00E+00	0,00E+00	0,00E+00	0,00E+00	0,00E+00
<i>FW</i> (m³ water eq/FU)	3,24E+00	3,30E-04	4,09E-03	5,01E-05	1,62E-01	MND	0,00E+00	MND	0,00E+00	MND	0,00E+00	MND	0,00E+00	8,00E-05	0,00E+00	3,72E-03	-6,45E-03	3,41E+00

Parameters describing resource use, different waste categories and output flows for the facing of the PIR insulation board with aluminium facer per declared unit

	Production			Construction process		Use stage							End-of-life stage					
	A1 Raw material	A2 Transport	A3 manufacturing	A4 Transport	A5 Installation	B1 Use	B2 Maintenance	B3 Repair	B4 Replacement	B5 Refurbishment	B6 Operational energy use	B7 Operational water use	C1 Deconstruction / demolition	C2 Transport	C3 Waste processing	C4 Disposal	D Reuse, recovery, recycling	Total excl module D
<i>PERE</i> (MJ/FU, net calorific value)	3,53E+00	5,16E-03	9,15E-02	6,57E-04	1,74E-01	MND	0,00E+00	MND	0,00E+00	MND	0,00E+00	MND	0,00E+00	1,24E-03	0,00E+00	4,30E-03	0,00E+00	3,81E+00
<i>PERM</i> (MJ/FU, net calorific value)	0,00E+00	0,00E+00	0,00E+00	0,00E+00	0,00E+00	MND	0,00E+00	MND	0,00E+00	MND	0,00E+00	MND	0,00E+00	0,00E+00	0,00E+00	0,00E+00	0,00E+00	0,00E+00
<i>PERT</i> (MJ/FU, net calorific value)	3,53E+00	5,16E-03	9,15E-02	6,57E-04	1,74E-01	MND	0,00E+00	MND	0,00E+00	MND	0,00E+00	MND	0,00E+00	1,24E-03	0,00E+00	4,30E-03	0,00E+00	3,81E+00
<i>PENRE</i> (MJ/FU, net calorific value)	3,35E+01	4,32E-01	1,09E+00	4,30E-02	2,05E+00	MND	0,00E+00	MND	0,00E+00	MND	0,00E+00	MND	0,00E+00	9,03E-02	0,00E+00	1,79E-01	0,00E+00	3,74E+01
<i>PENRM</i> (MJ/FU, net calorific value)	0,00E+00	0,00E+00	0,00E+00	0,00E+00	0,00E+00	MND	0,00E+00	MND	0,00E+00	MND	0,00E+00	MND	0,00E+00	0,00E+00	0,00E+00	0,00E+00	0,00E+00	0,00E+00

<i>PENRT (MJ/FU, net calorific value)</i>	3,35E+01	4,32E-01	1,09E+00	4,30E-02	2,05E+00	MND	0,00E+00	MND	0,00E+00	MND	0,00E+00	MND	0,00E+00	9,03E-02	0,00E+00	1,79E-01	0,00E+00	3,74E+01
<i>SM (kg/FU)</i>	0,00E+00	0,00E+00	0,00E+00	0,00E+00	0,00E+00	MND	0,00E+00	MND	0,00E+00	MND	0,00E+00	MND	0,00E+00	0,00E+00	0,00E+00	0,00E+00	0,00E+00	0,00E+00
<i>RSF (MJ/FU, net calorific value)</i>	0,00E+00	0,00E+00	0,00E+00	0,00E+00	0,00E+00	MND	0,00E+00	MND	0,00E+00	MND	0,00E+00	MND	0,00E+00	0,00E+00	0,00E+00	0,00E+00	0,00E+00	0,00E+00
<i>NRSF (MJ/FU, net calorific value)</i>	0,00E+00	0,00E+00	0,00E+00	0,00E+00	0,00E+00	MND	0,00E+00	MND	0,00E+00	MND	0,00E+00	MND	0,00E+00	0,00E+00	0,00E+00	0,00E+00	0,00E+00	0,00E+00
<i>FW (m³ water eq/FU)</i>	1,86E-02	4,43E-05	4,44E-04	5,57E-06	9,41E-04	MND	0,00E+00	MND	0,00E+00	MND	0,00E+00	MND	0,00E+00	8,89E-06	0,00E+00	2,31E-04	0,00E+00	2,03E-02

PERE = Use of renewable primary energy excluding renewable primary energy resources used as raw materials; PERM = Use of renewable primary energy resources used as raw materials; PERT = Total use of renewable primary energy resources;
PENRE = Use of non-renewable primary energy excluding non-renewable primary energy resources used as raw materials; PENRM = Use of non-renewable primary energy resources used as raw materials; PENRT = Total use of non-renewable primary
energy resources; SM = Use of secondary material; RSF = Use of renewable secondary fuels; NRSF = Use of non-renewable secondary fuels; FW = Net use of fresh water

WASTE CATEGORIES & OUTPUT FLOWS

Parameters describing different waste categories and output flows for the core of the PIR insulation board with aluminium facer per declared unit







	Production			Construction process stage		Use stage							End-of-life stage					
	A1 Raw material	A2 Transport	A3 manufacturing	A4 Transport	A5 Installation	B1 Use	B2 Maintenance	B3 Repair	B4 Replacement	B5 Refurbishment	B6 Operational energy use	B7 Operational water use	C1 Deconstruction / demolition	C2 Transport	C3 Waste processing	C4 Disposal	D Reuse, recovery, recycling	Total excl module D
Hazardous waste disposed (kg/FU)	2,48E-06	7,84E-06	1,03E-05	9,27E-07	1,61E-06	MND	0,00E+00	MND	0,00E+00	MND	0,00E+00	MND	0,00E+00	2,12E-06	0,00E+00	6,95E-06	-3,13E-05	3,22E-05
Non-hazardous waste disposed (kg/FU)	1,70E-02	1,37E-01	7,67E-02	3,73E-02	2,96E-02	MND	0,00E+00	MND	0,00E+00	MND	0,00E+00	MND	0,00E+00	3,86E-02	0,00E+00	2,22E-01	-4,13E-02	5,58E-01
Radioactive waste disposed (kg/FU)	5,90E-06	2,20E-05	5,78E-05	2,57E-06	5,29E-06	MND	0,00E+00	MND	0,00E+00	MND	0,00E+00	MND	0,00E+00	5,51E-06	0,00E+00	1,06E-05	-2,17E-04	1,10E-04
Components for re-use (kg/FU)	0,00E+00	0,00E+00	2,26E-03	0,00E+00	0,00E+00	MND	0,00E+00	MND	0,00E+00	MND	0,00E+00	MND	0,00E+00	0,00E+00	0,00E+00	0,00E+00	0,00E+00	2,26E-03
Materials for recycling (kg/FU)	0,00E+00	0,00E+00	3,96E-04	0,00E+00	1,93E-02	MND	0,00E+00	MND	0,00E+00	MND	0,00E+00	MND	0,00E+00	0,00E+00	0,00E+00	0,00E+00	0,00E+00	1,97E-02
Materials for energy recovery (kg/FU)	0,00E+00	0,00E+00	1,67E-01	0,00E+00	3,12E-02	MND	0,00E+00	MND	0,00E+00	MND	0,00E+00	MND	0,00E+00	0,00E+00	0,00E+00	2,52E+00	0,00E+00	2,72E+00
Exported energy (MJ/FU)	0,00E+00	0,00E+00	5,13E+00	0,00E+00	1,32E+00	MND	0,00E+00	MND	0,00E+00	MND	0,00E+00	MND	0,00E+00	0,00E+00	0,00E+00	7,73E+01	0,00E+00	8,37E+01

Parameters describing different waste categories and output flows for the facing of the PIR insulation board with aluminium facer per declared unit







	Production			Construction process stage		Use stage							End-of-life stage					
	A1 Raw material	A2 Transport	A3 manufacturing	A4 Transport	A5 Installation	B1 Use	B2 Maintenance	B3 Repair	B4 Replacement	B5 Refurbishment	B6 Operational energy use	B7 Operational water use	C1 Deconstruction / demolition	C2 Transport	C3 Waste processing	C4 Disposal	D Reuse, recovery, recycling	Total excl module D
Hazardous waste disposed (kg/FU)	2,23E-03	1,00E-06	1,12E-06	1,03E-07	1,61E-06	MND	0,00E+00	MND	0,00E+00	MND	0,00E+00	MND	0,00E+00	2,35E-07	0,00E+00	3,31E-07	0,00E+00	2,23E-03
Non-hazardous waste disposed (kg/FU)	4,20E-01	3,52E-02	7,06E-03	4,14E-03	2,96E-02	MND	0,00E+00	MND	0,00E+00	MND	0,00E+00	MND	0,00E+00	4,29E-03	0,00E+00	4,37E-01	0,00E+00	9,37E-01
Radioactive waste disposed (kg/FU)	7,52E-05	2,94E-06	6,39E-06	2,86E-07	5,29E-06	MND	0,00E+00	MND	0,00E+00	MND	0,00E+00	MND	0,00E+00	6,12E-07	0,00E+00	1,08E-06	0,00E+00	9,18E-05
Components for re-use (kg/FU)	0,00E+00	0,00E+00	2,11E-03	0,00E+00	0,00E+00	MND	0,00E+00	MND	0,00E+00	MND	0,00E+00	MND	0,00E+00	0,00E+00	0,00E+00	0,00E+00	0,00E+00	2,11E-03
Materials for recycling (kg/FU)	0,00E+00	0,00E+00	4,78E-03	0,00E+00	2,88E-03	MND	0,00E+00	MND	0,00E+00	MND	0,00E+00	MND	0,00E+00	0,00E+00	0,00E+00	0,00E+00	0,00E+00	7,67E-03
Materials for energy recovery (kg/FU)	0,00E+00	0,00E+00	4,21E-03	0,00E+00	4,66E-03	MND	0,00E+00	MND	0,00E+00	MND	0,00E+00	MND	0,00E+00	0,00E+00	0,00E+00	3,62E-01	0,00E+00	3,71E-01
Exported energy (MJ/FU)	0,00E+00	0,00E+00	5,89E-02	0,00E+00	1,98E-01	MND	0,00E+00	MND	0,00E+00	MND	0,00E+00	MND	0,00E+00	0,00E+00	0,00E+00	2,81E-01	0,00E+00	5,37E-01

IMPACT CATEGORIES ADDITIONAL TO EN 15804

Additional indicators for the core of the PIR insulation board with aluminium facer per declared unit

		Production			Construction process		Use stage							End-of-life stage				D Reuse, recovery, recycling	
		A1 Raw material	A2 Transport	A3 manufacturing	A4 Transport	A5 Installation	B1 Use	B2 Maintenance	B3 Repair	B4 Replacement	B5 Refurbishment	B6 Operational energy use	B7 Operational water use	C1 Deconstruction / demolition	C2 Transport	C3 Waste processing	C4 Disposal		Total excl module D
	PM (disease incidence)	1,37E-07	1,42E-08	1,10E-08	2,90E-09	1,01E-08	MND	0,00E+00	MND	0,00E+00	MND	0,00E+00	MND	0,00E+00	3,73E-09	0,00E+00	3,18E-08	-7,80E-09	2,11E-07
	IRHH (kg U235 eq/FU)	2,90E+00	1,42E-02	6,71E-02	1,67E-03	1,50E-01	MND	0,00E+00	MND	0,00E+00	MND	0,00E+00	MND	0,00E+00	3,53E-03	0,00E+00	9,51E-03	-2,49E-01	3,14E+00
	ETF (CTUe/FU)	1,15E+02	2,55E+00	6,00E+00	3,32E-01	7,32E+00	MND	0,00E+00	MND	0,00E+00	MND	0,00E+00	MND	0,00E+00	6,47E-01	0,00E+00	2,11E+01	-7,58E+00	1,53E+02
	HTCE (CTUh/FU)	1,29E-09	8,33E-11	2,37E-10	1,01E-11	1,43E-10	MND	0,00E+00	MND	0,00E+00	MND	0,00E+00	MND	0,00E+00	1,82E-11	0,00E+00	1,18E-09	-1,91E-10	2,96E-09
	HTnCE (CTUh/FU)	5,09E-08	2,73E-09	4,16E-09	4,70E-10	3,68E-09	MND	0,00E+00	MND	0,00E+00	MND	0,00E+00	MND	0,00E+00	7,05E-10	0,00E+00	1,29E-08	-3,75E-09	7,55E-08
	Land Use Related impacts (dimension less)	6,96E+00	2,04E+00	4,79E+00	4,85E-01	7,83E-01	MND	0,00E+00	MND	0,00E+00	MND	0,00E+00	MND	0,00E+00	5,57E-01	0,00E+00	6,57E-01	-5,40E+00	1,63E+01

Additional indicators for the facing of the PIR insulation board with aluminium facer per declared unit

		Production			Construction process		Use stage							End-of-life stage				D Reuse, recovery, recycling	Total excl module D
		A1 Raw material	A2 Transport	A3 manufacturing	A4 Transport	A5 Installation	B1 Use	B2 Maintenance	B3 Repair	B4 Replacement	B5 Refurbishment	B6 Operational energy use	B7 Operational water use	C1 Deconstruction / demolition	C2 Transport	C3 Waste processing	C4 Disposal		
	PM (disease incidence)	3,15E-07	2,41E-09	1,10E-09	3,22E-10	1,84E-08	MND	0,00E+00	MND	0,00E+00	MND	0,00E+00	MND	0,00E+00	4,14E-10	0,00E+00	2,42E-09	0,00E+00	3,40E-07
	IRHH (kg U235 eq/FU)	8,27E-02	1,88E-03	7,42E-03	1,85E-04	4,74E-03	MND	0,00E+00	MND	0,00E+00	MND	0,00E+00	MND	0,00E+00	3,92E-04	0,00E+00	7,60E-04	0,00E+00	9,81E-02
	ETF (CTUe/FU)	6,06E+01	3,38E-01	5,10E-01	3,69E-02	4,10E+00	MND	0,00E+00	MND	0,00E+00	MND	0,00E+00	MND	0,00E+00	7,18E-02	0,00E+00	1,05E+01	0,00E+00	7,62E+01
	HTCE (CTUh/FU)	4,18E-09	9,08E-12	1,88E-11	1,12E-12	2,23E-10	MND	0,00E+00	MND	0,00E+00	MND	0,00E+00	MND	0,00E+00	2,02E-12	0,00E+00	7,93E-11	0,00E+00	4,51E-09
	HTnCE (CTUh/FU)	5,27E-08	3,79E-10	3,72E-10	5,23E-11	3,06E-09	MND	0,00E+00	MND	0,00E+00	MND	0,00E+00	MND	0,00E+00	7,83E-11	0,00E+00	2,42E-10	0,00E+00	5,68E-08
	Land Use Related impacts (dimension less)	8,62E+00	4,66E-01	5,41E-01	5,39E-02	7,69E-01	MND	0,00E+00	MND	0,00E+00	MND	0,00E+00	MND	0,00E+00	6,19E-02	0,00E+00	1,77E-01	0,00E+00	1,07E+01






HTCE = Human Toxicity – cancer effects; HTnCE = Human Toxicity – non cancer effects; ETF = Ecotoxicity – freshwater; (potential comparative toxic unit)

PM = Particulate Matter (Potential incidence of disease due to PM emissions);

IRHH = Ionizing Radiation – human health effects (Potential Human exposure efficiency relative to U235);

	Global Warming Potential	<p>The global warming potential of a gas refers to the total contribution to global warming resulting from the emission of one unit of that gas relative to one unit of the reference gas, carbon dioxide, which is assigned a value of 1.</p> <p>It is split up in 4:</p> <ul style="list-style-type: none"> - Global Warming Potential total (GWP-total) which is the sum of GWP-fossil, GWP-biogenic and GWP-luluc - Global Warming Potential fossil fuels (GWP-fossil) : The global warming potential related to greenhouse gas (GHG) emissions to any media originating from the oxidation and/or reduction of fossil fuels by means of their transformation or degradation (e.g. combustion, digestion, landfilling, etc). - Global Warming Potential biogenic (GWP-biogenic) : The global warming potential related to carbon emissions to air (CO₂, CO and CH₄) originating from the oxidation and/or reduction of aboveground biomass by means of its transformation or degradation (e.g. combustion, digestion, composting, landfilling) and CO₂ uptake from the atmosphere through photosynthesis during biomass growth – i.e. corresponding to the carbon content of products, biofuels or above ground plant residues such as litter and dead wood.¹ - Global Warming Potential land use and land use change (GWP-luluc): The global warming potential related to carbon uptakes and emissions (CO₂, CO and CH₄) originating from carbon stock changes caused by land use change and land use. This sub-category includes biogenic carbon exchanges from deforestation, road construction or other soil activities (including soil carbon emissions).
	Ozone Depletion	<p>Destruction of the stratospheric ozone layer which shields the earth from ultraviolet radiation harmful to life. This destruction of ozone is caused by the breakdown of certain chlorine and/or bromine containing compounds (chlorofluorocarbons or halons), Which break down when they reach the stratosphere and then catalytically destroy ozone molecules.</p>
	Acidification potential	<p>Acid depositions have negative impacts on natural ecosystems and the man-made environment incl. buildings. The main sources for emissions of acidifying substances are agriculture and fossil fuel combustion used for electricity production, heating and transport.</p>
	Eutrophication potential	<p>The potential to cause over-fertilization of water and soil, which can result in increased growth of biomass and following adverse effects.</p> <p>It is split up in 3:</p> <ul style="list-style-type: none"> - Eutrophication potential – freshwater: The potential to cause over-fertilization of freshwater, which can result in increased growth of biomass and following adverse effects. - Eutrophication potential – marine: The potential to cause over-fertilization of marine water, which can result in increased growth of biomass and following adverse effects. - Eutrophication potential – terrestrial: The potential to cause over-fertilization of soil, which can result in increased growth of biomass and following adverse effects.
	Photochemical ozone creation	<p>Chemical reactions brought about by the light energy of the sun creating photochemical smog. The reaction of nitrogen oxides with hydrocarbons in the presence of sunlight to form ozone is an example of a photochemical reaction.</p>
	Abiotic depletion potential for non-fossil resources	<p>Consumption of non-renewable resources, thereby lowering their availability for future generations. Expressed in comparison to Antimony (Sb).</p> <p>The results of this environmental impact indicator shall be used with care as the uncertainties on these results are high or as there is limited experience with the indicator.</p>
	Abiotic depletion potential for fossil resources	<p>Measure for the depletion of fossil fuels such as oil, natural gas, and coal. The stock of the fossil fuels is formed by the total amount of fossil fuels, expressed in Megajoules (MJ).</p> <p>The results of this environmental impact indicator shall be used with care as the uncertainties on these results are high or as there is limited experience with the indicator.</p>
	Ecotoxicity for aquatic fresh water	<p>The impacts of chemical substances on ecosystems (freshwater).</p> <p>The results of this environmental impact indicator shall be used with care as the uncertainties on these results are high or as there is limited experience with the indicator.</p>
	Human toxicity (carcinogenic effects)	<p>The impacts of chemical substances on human health via three parts of the environment: air, soil and water.</p>

¹ Carbon exchanges from native forests shall be modelled under GWP - luluc (including connected soil emissions, derived products or residues), while their CO₂ uptake is excluded.

		<i>The results of this environmental impact indicator shall be used with care as the uncertainties on these results are high or as there is limited experienced with the indicator.</i>
	<i>Human toxicity (non-carcinogenic effects)</i>	<i>The results of this environmental impact indicator shall be used with care as the uncertainties on these results are high or as there is limited experienced with the indicator.</i>
	<i>Particulate matter</i>	<i>Accounts for the adverse health effects on human health caused by emissions of Particulate Matter (PM) and its precursors (NOx, SOx, NH3)</i>
	<i>Resource depletion (water)</i>	<p><i>Accounts for water use related to local scarcity of water as freshwater is a scarce resource in some regions, while in others it is not.</i></p> <p><i>The results of this environmental impact indicator shall be used with care as the uncertainties on these results are high or as there is limited experienced with the indicator.</i></p>
	<i>Ionizing radiation - human health effects</i>	<i>This impact category deals mainly with the eventual impact on human health of low dose ionizing radiation of the nuclear fuel cycle. It does not consider effects due to possible nuclear accidents, occupational exposure nor due to radioactive waste disposal in underground facilities. Potential ionizing radiation from the soil, from radon and from some construction materials is also not measured by this indicator.</i>
	<i>Land use related impacts</i>	<p><i>The indicator is the “soil quality index” which is the result of an aggregation of following four aspects:</i></p> <ul style="list-style-type: none"> - <i>Biotic production</i> - <i>Erosion resistance</i> - <i>Mechanical filtration</i> - <i>Groundwater</i> <p><i>The aggregation is done based on a JRC model. The four aspects are quantified through the LANCA model for land use.</i></p> <p><i>The results of this environmental impact indicator shall be used with care as the uncertainties on these results are high or as there is limited experienced with the indicator.</i></p>

DETAILS OF THE UNDERLYING SCENARIOS USED TO CALCULATE THE IMPACTS

A1 – RAW MATERIAL SUPPLY

This module takes into account the extraction and processing of all raw materials and energy which occur upstream to the studied manufacturing process.

A2 – TRANSPORT TO THE MANUFACTURER

The raw materials are transported to the manufacturing site.

A3 – MANUFACTURING

This module takes into account the production process.

A4 – TRANSPORT TO THE BUILDING SITE

Fuel type and consumption of vehicle or vehicle type used for transport	Truck >32 ton 0,208 l diesel / km	Truck 16-32 ton 0,256 l diesel / km	Truck 7,5-16 ton 0,185 diesel / km
Distance	100 km	35 km	35 km
Capacity utilisation (including empty returns)	4%	25%	25%
Bulk density of transported products	31,5 kg/m ³	Adapted Ecoinvent scenario	Adapted Ecoinvent scenario
Volume capacity utilisation factor	100%	Adapted Ecoinvent scenario	Adapted Ecoinvent scenario

The B-PCR provides default transport scenarios for the transport to the building site for cases where specific data on transport are missing. The B-PCR provides scenario's for this life cycle stage. PIR insulation boards are categorized as 'Insulation' in table 5 of the B-PCR. The following transport steps apply:

- 40% directly to the construction site over 100 km with a >32 ton lorry (Ecoinvent record: 'Transport, freight, lorry > 32 metric ton, EURO5 {RER}' transport, freight, lorry >32 metric ton, EURO5 | Cut-off, U')
- 60% to a supplier over 100 km with a > 32 ton lorry (Ecoinvent record: 'Transport, freight, lorry 16-32 metric ton, EURO5 {RER}' transport, freight, lorry 16-32 metric ton, EURO5 | Cut-off, U')
- 85% of these 60% is transported over 35 km from supplier to construction site with a 16-32 ton lorry (Ecoinvent record: 'Transport, freight, lorry 16-32 metric ton, EURO5 {RER}' transport, freight, lorry 16-32 metric ton, EURO5 | Cut-off, U')
- 15% of these 60% is transported over 35 km from supplier to construction site with a 7.5-16 ton lorry (Ecoinvent record: 'Transport, freight, lorry 7.5-16 metric ton, EURO5 {RER}' transport, freight, lorry 7.5-16 metric ton, EURO5 | Cut-off, U')

A5 – INSTALLATION IN THE BUILDING

At the construction site, packaging materials are released. Also 5% material losses have been taken into account. This scenario is relevant for installation where no fixing or jointing is necessary (e.g. floor, cavity wall, ballasted roof). For some applications fixating products such as adhesives or screws are necessary. In that case the module A5 declared here needs to be complemented with the impacts of the fixating products when assessing the building.

Parts of the installation	quantity	Description
Material losses	5%	5% material losses
Packaging	1,06E-02 kg	LDPE packaging film
	2,98E-02 kg	EPS skids

Ancillary materials for installation (specified by material);			
Water use			
Other resource use			
Quantitative description of energy type (regional mix) and consumption during the installation process			
Waste materials on the building site before waste processing, generated by the product's installation (specified by type)	5% material losses 0,146 kg PIR board	PE foil 0,01062 kg	EPS skids 0,02977 kg
Output materials (specified by type) as result of waste processing at the building site e.g. of collection for recycling, for energy recovery, disposal (specified by route)			
Direct emissions to ambient air, soil and water			
Distance			

B – USE STAGE (EXCLUDING POTENTIAL SAVINGS)

The PIR insulation boards with a pure aluminium facer are to be used for thermal insulation of residential and commercial buildings. The average life span of buildings is generally longer than 60 years, but it is assumed that after 60 years the building will most likely be renovated so thoroughly that, apart from the structure, relatively few of the original materials will be present. The insulation boards doesn't need any maintenance or doesn't consume any energy or water during its use.

B1: Module not declared

B2: PIR insulation board doesn't need any specific maintenance or cleaning

B3: Module not declared

B4: No replacement is needed

B5: Module not declared

B6: No operational energy use needed

C: END OF LIFE

C1: The demolition of 2,8 kg insulation board

C2-C4: The default scenario for synthetic isolation materials in the NBN/DTD B08-001 states 5% of the waste treatment consists of landfilling and the other 95% consists of incineration and/or energetic valorisation. This default scenario was selected for this EPD.

Module C2 – Transport to waste processing					
Type of vehicle (truck/boat/etc.)	Fuel consumption (litres/km)	Distance (km)	Capacity utilisation (%)	Density of products (kg/m ³)	Assumptions
Truck 16-32 ton	0,256 l diesel/km	30	50%	Ecoinvent scenario	Ecoinvent scenario
Truck 16-32 ton	0,256 l diesel/km	50	50%	Ecoinvent scenario	Ecoinvent scenario
Truck 16-32 ton	0,256 l diesel/km	100	50%	Ecoinvent scenario	Ecoinvent scenario

End-of-life modules – C3 and C4		
Parameter	Unit	Value
Wastes collected separately	kg	0
Wastes collected as mixed construction waste	kg	2,8
Waste for re-use	kg	0
Waste for recycling	kg	0
Waste for energy recovery	kg	2,66
Waste for final disposal	kg	0,14

D – BENEFITS AND LOADS BEYOND THE SYSTEM BOUNDARIES

The benefits beyond the system boundaries include the heat and electricity production originating from the 95% incineration of the insulation board (=2,52 kg).

Quantitative description of the loads beyond the system boundaries	/
Quantitative description of the benefits beyond the system boundaries	5,83 MJ * 2,52 = produced heat
	2,91 MJ * 2,52 = produced electricity

ADDITIONAL INFORMATION ON RELEASE OF DANGEROUS SUBSTANCES TO INDOOR AIR, SOIL AND WATER DURING THE USE STAGE

INDOOR AIR

No emissions to indoor air are expected.

SOIL AND WATER

The horizontal standards on measurement of release of regulated dangerous substances from construction products using harmonized test methods are not yet available, therefore the EPD can lack this information (CEN TC 351).

DEMONSTRATION OF VERIFICATION

EN 15804+A2 serves as the core PCR	
Independent verification of the environmental declaration and data according to standard EN ISO 14025:2010	
Internal <input type="checkbox"/>	External <input checked="" type="checkbox"/>
Third party verifier: Evert Vermaut (Vincotte) Jan Olieslagerslaan 35 1800 Vilvoorde, Belgium evermaut@vincotte.be	

APPLICATION UNIT

This paragraph gives information on the PIR insulation board and how the reference flow and table with impacts relate to their use in different applications. The table below gives an overview of the the ratio to the declared unit of 1 m² for different applications.

Core ("UTHERM" PIR insulation board with ALUMINIUM facer // part 01 of 02 :: core)	Facer ("UTHERM" PIR insulation board with ALUMINIUM facer // part 02 of 02 :: facer)	Application	Ratio to the declared unit of 1 m ² (based on standard thickness)
UTHERM Wall A (aluminium facer) - PIR - 600 x 1200 mm - λ 0,022 W/m.K	UTHERM Wall A (aluminium facer) - PIR - 600 x 1200 mm - λ 0,022 W/m.K	Interior walls and outer walls	1
UTHERM Premium Wall A (aluminium facer) - PIR - 600 x 1200 mm - λ 0,020 W/m.K	UTHERM Premium Wall A (aluminium facer) - PIR - 600 x 1200 mm - λ 0,020 W/m.K	Interior walls and outer walls	1
UTHERM Sarking A - PIR - 2400 x 1200 mm - λ 0,022 W/m.K	UTHERM, Sarking A - PIR - 2400 x 1200 mm - λ 0,022 W/m.K	Sarking	1
UTHERM ROOF A - PIR - 1200 x 600 , 2400 x 1200 mm / λ 0,022 W/m.K	UTHERM ROOF A - PIR - 1200 x 600 , 2400 x 1200 mm / λ 0,022 W/m.K	Roofs	1

ADDITIONAL INFORMATION ON REVERSIBILITY

For the application unit a qualitative assessment of the reversibility can be given (based on BAMB – buildings as material banks). This is shown in the table below.

Table 1: Reversibility of the PIR insulation board

Application	Reversibility	Simplicity of disassembly	Speed of disassembly	Ease of handling (size and weight)	Robustness of material (material resistance to disassembly)
<u>Ballasted</u> floor insulation Utherm Floor (or FBO) / Utherm Premium Floor (or FBO)	<i>reversible fixing</i>	<i>simple - no specific dismantling tools required</i>	<i>very speedy disassembly</i>	<i>easy to handle manually, one worker is usually sufficient</i>	<i>disassembly is possible but should be done carefully in order not to generate any damage</i>
<u>Ballasted</u> flat roof insulation Utherm Roof (or FD) / Utherm Premium Roof (or FD)	<i>reversible fixing</i>	<i>simple - no specific dismantling tools required</i>	<i>very speedy disassembly</i>	<i>easy to handle manually, one worker is usually sufficient</i>	<i>disassembly is possible but should be done carefully in order not to generate any damage</i>
<u>Mechanically fixed</u> pitched roof insulation Utherm Sarking (or SD) / Utherm Premium Sarking (or SD)	<i>Reversible with light repairable damage</i>	<i>simple – use of dismantling tools required</i>	<i>speedy disassembly</i>	<i>easy to handle manually, one worker is usually sufficient</i>	<i>disassembly is possible but should be done carefully in order not to generate any damage</i>
<u>Mechanically fixed</u> wall insulation Utherm Wall (or KD) / Utherm Premium Wall (or KD)	<i>Reversible with light repairable damage</i>	<i>simple – use of dismantling tools required</i>	<i>speedy disassembly</i>	<i>easy to handle manually, one worker is usually sufficient</i>	<i>disassembly is possible but should be done carefully in order not to generate any damage</i>
<u>Mechanically fixed</u> flat roof insulation Utherm Roof (or FD) / Utherm Premium Roof (or FD)	<i>Reversible with light repairable damage</i>	<i>simple – use of dismantling tools required</i>	<i>speedy disassembly</i>	<i>easy to handle manually, one worker is usually sufficient</i>	<i>disassembly is possible but should be done carefully in order not to generate any damage</i>
<u>Glued</u> flat roof insulation Utherm Roof (or FD) / Utherm Premium Roof (or FD)	<i>non reversible fixing</i>	<i>simple – use of dismantling tools required</i>	<i>rather slow disassembly</i>	<i>easy to handle manually, one worker is usually sufficient</i>	<i>n/a, the element is not reversible</i>

BIBLIOGRAPHY

- ISO 14040:2006: Environmental Management-Life Cycle Assessment-Principles and framework.
- ISO 14044:2006: Environmental Management-Life Cycle Assessment-Requirements and guidelines.
- ISO 14025:2006: Environmental labels and Declarations-Type III Environmental Declarations-Principles and procedures.
- NBN EN 15804+A2:2019
- NBN/DTD B 08-001 (BE-PCR)
- Allacker K., Debacker W., Delem L., De Nocker L., De Troyer F., Janssens A., Peeters K., Van Dessel J., Servaes R, Rossi E., Deproost M., Bronchart S. 2018. Environmental profile of building elements, update 2017. 46p.
- CEN/TR 16970:2016. Sustainability of construction works - Guidance for the implementation of EN 15804
- De Lhoneux B., Akers S., Alderweireldt L., Carmeliet J., Hikasa J., Kalbskopf R., Li V., Vidts D. 2003. Durability of synthetic fibers in fiber-cement building materials 2003 – Engineering with fibers – Spring Symp. Advanced flexible mat. and structures, Loughborough/UK
- Doka G. 2009. Life Cycle Inventories of Waste Treatment Services. Ecoinvent report No. 13. Swiss Centre for Life Cycle Inventories, Dübendorf, 2009.
- EN15804:2012+A1:2013. CEN TC 350. Sustainability of construction works – Environmental product declarations – Core rules for the product category of construction products. European standard.
- EN 16485:2014. Round and sawn timber - Environmental Product Declarations - Product category rules for wood and wood-based products for use in construction.
- Frischknecht R, Steiner R, & Jungbluth N, The Ecological Scarcity Method - Eco-Factors. 2008 A method for impact assessment in LCA. 2009, Federal Office for the Environment FOEN: Zürich und Bern.
- Humbert, S. 2009. Geographically Differentiated Life-cycle Impact Assessment of Human Health. Doctoral dissertation, University of California, Berkeley, Berkeley, California, USA.
- JRC. 2018. <https://eplca.jrc.ec.europa.eu/ELCD3/>
- Kalbskopf R., De Lhoneux B., Van der Heyden L., Alderweireldt L. (Redco NV). 2002. Durability of Fiber-Cement Roofing Products – 2002 – Inorganic-bonded wood and fiber composite materials Conference
- Milà i Canals L., Romanyà J. and Cowell S.J. (2007): Method for assessing impacts on life support functions (LSF) related to the use of 'fertile land' in Life Cycle Assessment (LCA). Journal of Cleaner Production 15: 1426-1440.
- NBN/DTD B 08-001:2017. Delem L., Wastiels L. 2016. B-PCR. Sustainability of construction works – Environmental product declarations – Core rules for the product category of construction products – National annex to NBN EN 15804+A1.
- Peeters, K., Damen L. 2019. Life cycle assessment of SVK fiber cement flat sheets.
- Rosenbaum R.K., Bachmann T.M., Gold L.S., Huijbregts M.A.J., Joliet O., Juraske R., Köhler A., Larsen H.F., MacLeod M., Margni M., McKone T.E., Payet J., Schuhmacher M., van de Meent D. and Hauschild M.Z. (2008): USEtox - The UNEP-SETAC toxicity model: recommended characterisation factors for human toxicity and freshwater ecotoxicity in Life Cycle Impact Assessment. International Journal of Life Cycle Assessment 13(7): 532-546, 2008
- Servaes, R., Allacker, K., Debacker, W., Delem L., De Nocker, L., De Troyer, F. Janssen, A., Peeters, K., Spirinckx, C., Van Dessel, J. (2013). Milieuprofiel van gebouwelementen. Te raadplegen via: www.ovam.be/materiaalprestatie-gebouwen.
- Van der Heyden L. 2012. Fiber cement: a perfectly recyclable building material – 2012 - Conference Paper for the International Inorganic-bonded fiber composites Conference - (Service Life and Performance Review – BRE)
- Wernet, G., Bauer, C., Steubing, B., Reinhard, J., Moreno-Ruiz, E., and Weidema, B., 2016. The ecoinvent database version 3 (part I): overview and methodology. The International Journal of Life Cycle Assessment, [online] 21(9), pp.1218–1230. Available at: <<http://link.springer.com/10.1007/s11367-016-1087-8>> .

General information

Owner of the EPD,
Responsible for the data, LCA and information

UNILIN, division insulation
Waregemstraat 112
8792 Desselgem
Belgium

Tel : +32 56590065;

For more information you can contact Bram Desmet
bram.desmet@unilin.com

EPD program
Program operator
Publisher of this EPD

B-EPD
FPS Health / DG Environment
Galileelaan 5/2
1210 Brussels
Belgium
www.environmentalproductdeclarations.eu

Contact programma operator

epd@environment.belgium.be

Based on following PCR documents

EN 15804+A2:2019
NBN/DTD B 08-001 and its complement
NBN EN:16783:2017

PCR review conducted by

Federal Public Service of Health and Environment & PCR
Review committee

Author(s) of the LCA and EPD

Karolien Peeters, Dré Van Hoof
Hannah Van Hees
karolien.peeters@vito.be / epd@vito.be
hannah.vanhees@vito.be

Identification of the project report

Life cycle assessment of a PU Insulation board with a
pure aluminium facer (VITO, 2021)

Verification

External independent verification of the declaration and data
according to EN ISO 14025 and relevant PCR documents

Name of the third party verifier
Date of verification

Evert Vermaut (Vincotte)
12.03.2021

www.b-epd.be

www.environmentalproductdeclarations.eu

*Comparing EPDs is not possible unless they are conform to the same PCR and taking into account the building context.
The program operator cannot be held responsible for the information supplied by the owner of the EPD nor LCA practitioner.*



Building calculator of the
regiona authorities

www.totem-building.be

Federal Public Service of Health,
Food Chain Safety and
Environment

www.b-epd.be